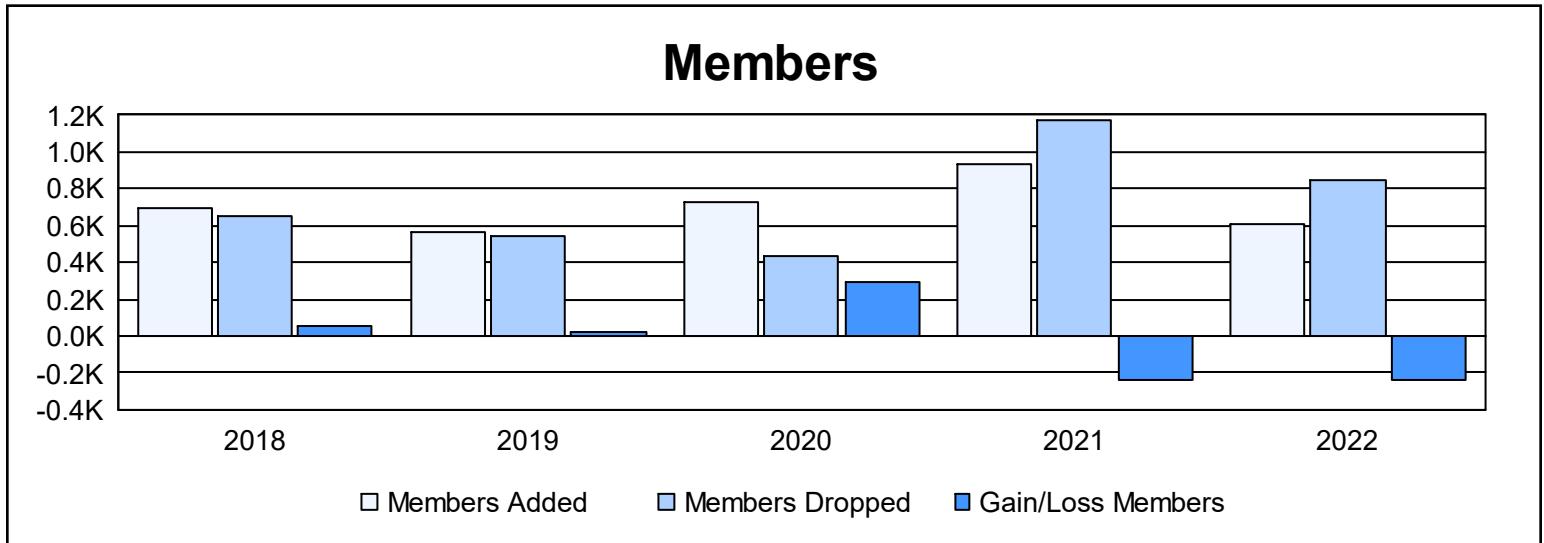
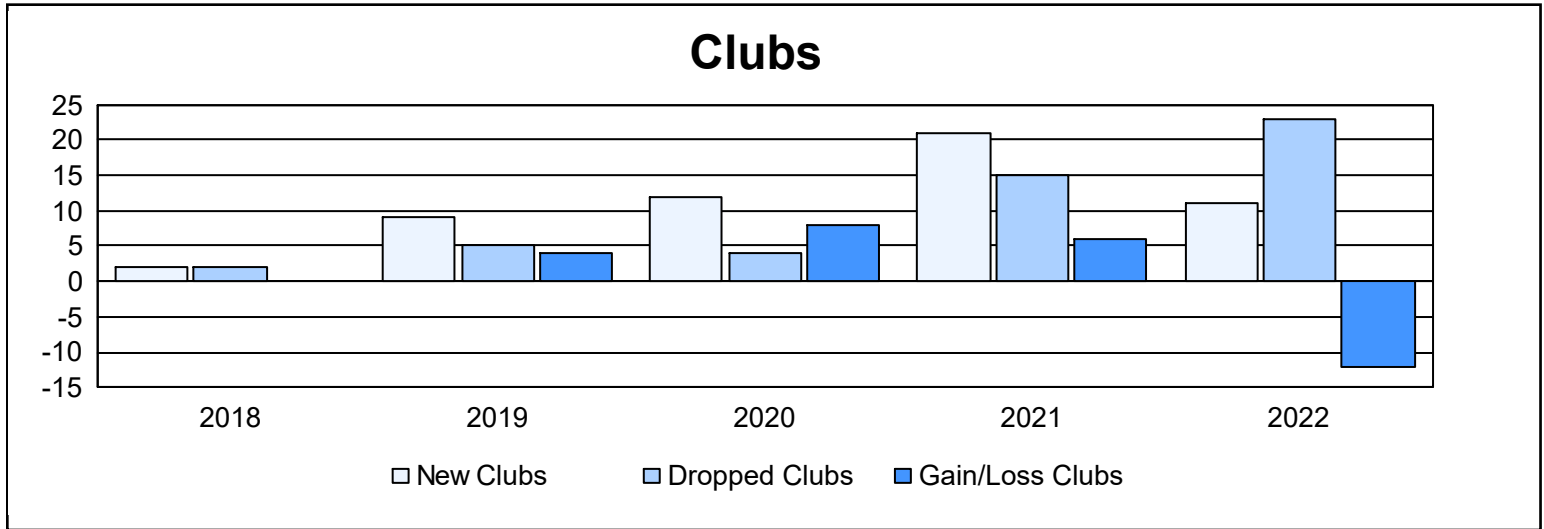
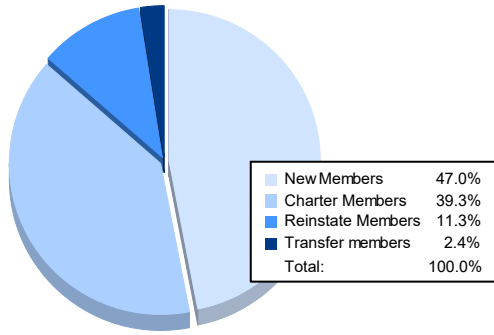


Year	New Clubs	Dropped Clubs	Gain/ Loss Clubs	New Members	Charter Members	Reinstate Members	Transfer Members	Total Member Added	Total Members Dropped	Gain/ Loss Members
2017-2018	2	2	0	485	103	98	12	698	647	51
2018-2019	9	5	4	228	256	60	18	562	539	23
2019-2020	12	4	8	310	314	89	15	728	432	296
2020-2021	21	15	6	372	492	58	9	931	1,170	-239
2021-2022	11	23	-12	288	241	69	15	613	850	-237
<b>Average</b>	<b>11</b>	<b>10</b>	<b>1</b>	<b>337</b>	<b>281</b>	<b>75</b>	<b>14</b>	<b>706</b>	<b>728</b>	<b>-21</b>



### Membership Composition June 2022 Cumulative



### Gender Composition June 2022 Cumulative

